



Concrete Stamp Guide



**535 North Highway Drive
Fenton, MO 63026**

Phone: (636) 349-1141 Fax: (636) 349-1183

WWW.KANDKSUPPLY.COM




Ashler Notched Slate Concrete Stamp Set S 11 pc.

An Industry first! We've created three more Ashler stamps to compliment our original series. Now, with six matching original Ashler stamps, your jobs will have the incredible unique variation found from no other manufacturer. Dimensions: 23.75 x 23.75

Concrete Stamp Set includes 9 - rigid stamps, 1 -floppy, and 1-texture skin.

\$115.00 / Day



Imperial Ashler Concrete Stamp Set -6 pc.

Our Grandest stamp set. Remarkable detail combined with 360 degree pattern orientation means your results are nothing short of spectacular.


Easy to use, four way design.

Heavy duty handles

Dimensions: 35.5" x 35.5"

Concrete Stamp Set Includes: 9 - rigid stamps,1- floppy & 1-

\$115.00 / Day



New Castlestone Concrete Stamp Set -8 pc.

360 degree interlock pattern orientation almost guarantees a no-repeat design.
Tremendous detail over entire stamp, yet not too aggressive for overlay. Truly a premier stamp.
Dimensions: 35" x 35"

Concrete Stamp Set includes: 6-rigid stamps, 1 -floppy & 1 -skin.

\$115.00 / Day



New Random Stone Stamp set -11pc

- All new design with six different stamps is undoubtedly the best random stone set available.
- Designed from the ground up to provide the most real detail.
- Aggressive hand tooled grout lines and hand picked stones for the best texture.
- Six different stamps ensure a very random, non repeating result.
- Engineered to stamp a relatively flat final surface to prevent "furniture" issues common with this type of pattern.
- Dimensions: 30"x30".
- Concrete Stamp Set Includes: 9 -rigid stamps, 1-floppy & 1-texture skin

\$115.00 / Day



Herringbone Concrete Stamp Set -8 pc.

The classic clean look of pavers with the durability and stamina of concrete.


Butt joint, little to no "groutlines".

Dimensions: 24" x 28".

Brick size 8.25x4 inches.

Concrete Stamp Set includes: 6 -rigid stamps, 1 -floppy & 1-skin

\$115.00 / Day



Worn Brick Running Bond Concrete Stamp Set -8 pc

The most traditional of all stamp patterns. The one that started it all.

Dimensions: 16" x 36.5"

Concrete Stamp Set includes: 6 -rigid stamps, 1 -floppy & 1-texture skin

\$115.00 / Day



Worn Brick Border Concrete Stamp Set -4pc

• A stamping staple. Classic worn/weathered brick in a traditional soldier course.

• Excellent patio and walkway border.

• Dimensions: 25" x 8"

\$50.00 / Day



Roman Cobble Concrete Stamp Set -8 pc.

One of the most detailed of the traditional cobbles on the market.

Dimensions: 18" x 34"

Concrete Stamp set includes: 6-rigid stamps, 1-floppy & 1-texture skin

\$115.00 / Day



Roman Fan Concrete Stamp Set -8 pc.

European style fan leaves dramatic results on large and small jobs, from driveways to sunrooms.

Dimensions: 24" x 48"

Concrete Stamp Set includes: 6-rigid stamps, 1-floppy & 1-texture skin

\$115.00 / Day



Cobble Border Concrete Stamp Set -4 pc


Let distinctive cobblestones define your next stamp job. The excellent detail is perfect for defining nearly any pattern.

-Works remarkably well for dressing up control/expansion joints.

-Dimensions: 21" x 7.5"

-Concrete Stamp Set includes: 3-rigid stamps 1-floppy

\$50.00 / Day



Heavy Quarry Stone Seamless Skin Set -7 pc

Multiple linear fractures.

Cleft depth of 1/4".

Heavy granite texture thru out.

Heavy duty handles.

Tapered edges.

Dimensions: 36" x 36"

Concrete Stamp Set includes: 6-3' x 3' skins and 1-2' x 2' skin.

\$115.00 / Day



Presidential Slate Seamless Set -7 pc

• Drawn from a beautiful section of slate from the Potomac River, this slate skin will end your

• searches for that perfect seamless look.

• Multi faceted/directional section of slate for ease of use.

• Relief no more that 1/8" so very suitable for commercial applications.

• Dimensions: 36" x 36"

• Concrete Stamp Set Includes: 6 - 3'x3' skins & 1 - 2'x2' skin

\$115.00 / Day



Weatherwood Wood Plank Concrete Stamp Set -8pc.

- Intricately detailed "Weatherwood" wood plank concrete stamp inspired by century old dock boards. Amazing detail with overlay as well as standard applications. Simply the best detail on the market!
- Great interlocking design
- Perfect for overlays and stamping.
- 12" indent one side, 18" indent other
- Approx sizes are 4', 5', and 6' by 11" wide.
- Concrete Stamp Set includes: 6-rigid stamps, 1-floppy & 1 -single plank floppy**

\$115.00 / Day



\$115.00 / Day

Arizona Flagstone Concrete Stamp Set – 8pc

Arizona Flagstone, one of our "Signature" pieces, offers the realistic look of Flagstone with the durability and low cost of concrete. This is one of the stamps that has made Proline a leader in the decorative concrete world. This lovely pattern will compliment driveways, walkways and patios with its natural beauty. This pattern consists of a 3 separate stamps, allowing for random placement of stone.

Concrete Stamp Set includes: 6-rigid stamps, 1-floppy & 1 -single plank floppy

1315A Nox Crete Cure and Seal- GOOD	\$145.00
Krete Seal 30_ 5 Gallon Clear- BETTER	\$149.00
Nox Crete Sparkl Seal_ 5 Gallon- BEST	\$200.00
Liquid Release Agent Clear	\$169.99
Antique-It Antiquing Agent WB	\$45.00
All Color Hardeners (Except CH650)	\$65.00
All Release Agents (Except RA650)	\$85.00

All Integral Colors Priced per Yard

K and K gives no warranty on cracks for any type of concrete work. Concrete that is installed anytime prior to October 31st must be sealed before winter to ensure concrete is protected from the winter salt. Otherwise concrete has the potential to pit from salt. Color tones of dyed concrete may vary due to different truck loads, weather conditions at time of pour and natural sun rays. Release thrown shading colors can vary in tones due to weather conditions at time of pour and natural sun rays. K and K is not responsible for color differences in colored stamped concrete due to these reasons or any other reason. K and K is not responsible for differences in stamp indentations due to the nature of stamp work, weather conditions at time of pour and natural sun rays. Some areas dry faster than others and get deeper indentations



Liquid Brickform

Aspen	LC-2115	\$20.00
Blush Beige	LC-1015	\$30.00
Brick Red	LC-2240	\$90.00
Charcoal	LC-2225	\$90.00
Coachella Sand	LC-2255	\$65.00
Coffee	LC-2165	\$60.00
Cream Beige	LC-0310	\$60.00
Dark Gray	LC-2285	\$135.00
Desert Sand	LC-2230	\$45.00
Dusty Mauve	LC-2295	\$35.00
French Gray	LC-2280	\$70.00
Limestone	LC-2245	\$40.00
Mesa Buff	LC-2310	\$70.00
Oyster White	LC-0250	\$20.00
Pewter	LC-2120	\$20.00
Phoenix Tan	LC-2170	\$35.00
Porcelain Gray	LC-2275	\$20.00
Quarry Red	LC-2200	\$90.00
San Diego Bluff	LC-2360	\$45.00
Sedona Red	LC-2350	\$90.00
Sombrero	LC-2250	\$60.00
Sun Buff	LC-1090	\$30.00
Terra Cotta	LC-2235	\$100.00

Powder Brickform

Buff	\$20.00
Cayenne	\$80.00
Chamois	\$25.00
Claret	\$55.00
Desert Sand	\$25.00
Goldenrod	\$75.00
Guava	\$30.00
Harvest Gold	\$50.00
Light Gray	\$25.00
Mauve	\$20.00
Moroccan Tan	\$80.00
Pine Cone	\$55.00
Salmon	\$75.00
Sand	\$20.00
Shale	\$55.00
Sienna	\$55.00
Slate	\$20.00
Storm Gray	\$80.00
Tan	\$30.00



Liquid

Ancho Chili	L2464	\$80.00	Honeycomb	L1723	\$55.00
Ash	L0322	\$20.00	Khaki	L0678	\$30.00
Autumn Oak	L0850	\$80.00	Millstone	L0911	\$50.00
Bella Brown	L2592	\$50.00	Mocha Brown	L1788	\$65.00
Bermuda Sands	L0427	\$30.00	Muted Copper	L1798	\$65.00
Brick Red	L3296	\$90.00	Pampas Grass	L0815	\$45.00
Buckskin	L0413	\$60.00	Paradiso	L0645	\$30.00
Cayenne	L3259	\$100.00	Putty	L0448	\$25.00
Charcoal	L2296	\$45.00	Ripe Fig	L2511	\$70.00
Citrine	L3429	\$90.00	River Delta	L0618	\$30.00
Clam Shell	L0895	\$25.00	Salt Marsh Gray	L0262	\$20.00
Coral Bluff	L0569	\$70.00	Sandstone	L1085	\$60.00
D.O.T. Red	L5229	\$90.00	Santa Fe Buff	L1447	\$60.00
Deep Charcoal	L4615	\$90.00	Sautillo Tile	L2693	\$90.00
Desert Hue	L0857	\$65.00	Savannah	L0861	\$40.00
Driftwood	L0345	\$20.00	Sienna	L3363	\$95.00
Dusty Rose	L1561	\$50.00	Smokey Quartz	L1828	\$85.00
Earthen	L1296	\$35.00	Soapstone	L2550	\$75.00
Flaxseed	L3371	\$50.00	Sonoran Tan	L0903	\$65.00
Georgia Clay	L1066	\$85.00	Sorrell	L1736	\$55.00
Golden Amarillo	L3446	\$90.00	Sunset Beige	L0644	\$65.00
Gull Gray	L0665	\$20.00	Walnut	L3421	\$90.00
Hampshire Red	L2272	\$85.00	Weathered Teak	L0652	\$25.00
Harvest Wheat	L0961	\$65.00	Weathered	L2474	\$90.00
			Terra Cotta		



Powder

Autumn Oak	L0665	\$75.00
Brick Red	L0961	\$90.00
Charcoal	L0850	\$55.00
Coral Buff	L2272	\$60.00
Deep Charcoal	L3296	\$105.00
Dusty Rose	L1561	\$50.00
Gull Gray	L0569	\$20.00
Georgia Clay	L1788	\$80.00
Hampshire Red	L1447	\$85.00
Harvest Wheat	L1085	\$55.00
Lanon Stone	L0911	\$30.00
Millstone	L0903	\$70.00
Mocha Brown	L0644	\$55.00
Pewter	L1788	\$20.00
Salt Marsh Gray	L1789	\$20.00
Sandstone	L1790	\$35.00
Santa Fe Buff	L1791	\$50.00
Sienna	L1793	\$80.00
Smoke	L1794	\$20.00
Sonaran Tan	L1795	\$65.00
Sunset Beige	L1796	\$35.00
Weathered Terra Cotta	L1797	\$90.00

Increte 1

Austin Buff	\$25.00
Autumn Brown	\$80.00
Aspen	\$20.00
Aztec Red	\$40.00
Brick Red	\$80.00
Canyon Buff	\$60.00
Charcoal	\$115.00
Cherokee Red	\$95.00
Cocoa	\$120.00
Coffee	\$30.00
Cordova	\$60.00
Dark Gray	\$75.00
Deer Tan	\$55.00
Desert Rose	\$20.00
Desert Tan	\$55.00
Euro Gray	\$65.00
Fiesta	\$45.00
Maderia	\$30.00
Maplewood	\$85.00
Navajo	\$40.00
Payson Brown	\$50.00
Pecos Beige	\$50.00
Pewter	\$20.00
Phoenix Tan	\$35.00
Pueblo	\$85.00
Redwood	\$110.00
Saltillo	\$60.00
San Jose Buff	\$30.00
Sand Buff	\$30.00
Sandstone	\$55.00
Sedona	\$35.00
Silver Gray	\$20.00
Slate	\$75.00
Soft Gray	\$20.00

Sombra	\$65.00
Sun Buff	\$30.00
Tahoe Red	\$70.00
Terra Cotta	\$85.00
Tierra	\$25.00
Tile Red	\$50.00
Vista Beige	\$30.00
Yuma Gold	\$45.00



Increte 2

Autumn Brown	\$70.00
Brick Red	\$80.00
Charcoal	\$115.00
Desert Tan	\$65.00
Gray	\$75.00
Maplewood	\$80.00
Pewter	\$20.00
Redwood	\$65.00
Rust Brown	\$65.00
Redwood	\$45.00
Saltillo	\$60.00
Sand Buff	\$30.00
Silver Gray	\$25.00
Slate	\$75.00
Sun Buff	\$30.00
Sun Gray	\$20.00
Terra Cotta	\$85.00
Tile Red	\$95.00



Adobe Tan	C-21	\$60.00	Antique Cork	C-26	\$70.00
Autumn Beige	288	\$65.00	Barcelona Brown	1017	\$85.00
Bridgeport Beige	1019	\$75.00	Brownstone	1010	\$90.00
Canyon Tan	1014	\$30.00	Charcoal	C-24	\$90.00
Chicory Spice	1078	\$65.00	Coachella Sand	C-15	\$65.00
Cool Gray	1266	\$20.00	Coral Red	C-22	\$40.00
Dark Gray	C-34	\$135.00	Desert Sand	C-11	\$45.00
Durango Brown	1589	\$40.00	Dusty Mauve	C-29	\$30.00
Eldorado Tan	1677	\$50.00	Etruscan Tile	1015	\$90.00
Fennel Green	1906	\$55.00	Fiesta Red	1967	\$85.00
French Grey	C-14	\$80.00	Golden Maize	6213	\$80.00
Limestone	C-20	\$50.00	Mesa Beige	C-12	\$50.00
Moonlight Gray	3172	\$20.00	Musky Mulberry	3237	\$70.00
Navajo Red	3292	\$80.00	Nutmeg Brown	3410	\$50.00
Porcelain Gray	3987	\$20.00	Quarry Red	C-32	\$85.00
Roman Tile	4302	\$90.00	Shady Red	4821	\$50.00
Smokey Plum	4959	\$70.00	Sombrero Buff	C-25	\$55.00
Sorrento Red	5059	\$90.00	Spring Beige	5130	\$25.00
Stetson Buff	5178	\$65.00	Summer Beige	5234	\$30.00
Sunbaked Clay	5238	\$90.00	Surrey Beige	5265	\$80.00
Taos Taupe	5402	\$25.00	Tawny Pink	C-13	\$25.00
Timberline Tan	5460	\$40.00	Westwood Brown	C-27	\$90.00
Winter Beige	6063	\$25.00			

Antique Gold	\$50.00	Marigold	\$65.00
Apple Red	\$65.00	Nutmeg	\$65.00
Apricot	\$65.00	Old Gold	\$70.00
Ash	\$20.00	Onyx	\$65.00
Bamboo	\$65.00	Orchid	\$50.00
Bark	\$40.00	Oyster	\$35.00
Brick Red	\$35.00	Paver Red	\$50.00
Buckskin	\$45.00	Peach	\$65.00
Buckwheat	\$20.00	Pecan	\$35.00
Buffalo	\$50.00	Prairie Tan	\$50.00
Burlap	\$45.00	Rawhide	\$30.00
Buttercup	\$50.00	Redwood	\$50.00
Camel	\$50.00	Rose	\$20.00
Canvas	\$20.00	Rosemary	\$20.00
Cedar	\$35.00	Rustique	\$70.00
Charcoal	\$50.00	Sahara	\$25.00
Cinnamon	\$65.00	Salmon	\$35.00
Clay	\$30.00	Sand	\$20.00
Colony Red	\$20.00	Sandalwood	\$45.00
Dark Redwood	\$70.00	Sandstone	\$20.00
Desert Tan	\$20.00	Sedona	\$65.00
Doeskin	\$35.00	Slate	\$20.00
Driftwood	\$35.00	Smoke	\$35.00
Dusty Rose	\$20.00	Spice	\$50.00
Earthen	\$20.00	Straw	\$65.00
Fox Red	\$45.00	Taupe	\$20.00
Ginger	\$35.00	Terra Cotta	\$60.00
Lava	\$35.00	Thyme	\$20.00
Leather	\$60.00	Toffee	\$25.00
Light Plum	\$35.00		

Trail Dust	\$20.00
Limestone	\$30.00
Shell	\$55.00
Yellow	\$55.00
Safety Yellow	\$75.00
(White Cement)	
Mauve	\$45.00
Merlot	\$100.00
Lilac	\$55.00
Garnet	\$110.00

APPLICATION GUIDE FOR CONCRETE SEALER

When concrete is placed, it is expected to be a long-term investment in your residential building site. Proper application of a quality concrete sealer will further protect this investment by enhancing the beauty and improving the durability of the concrete, resulting in increased longevity. While the step-by-step process for applying a concrete sealer appears to be a fairly simple task, taking the time to properly prepare and to do things right the first time can save you considerable time, money, and headaches.

This guide is designed to help identify, address, and offer solutions for some of the most commonly encountered concrete sealing issues.

PREPARING TO SEAL

Surface Prep: Improper or insufficient surface preparation is considered to be the #1 cause of all concrete sealer failures.

Concrete must be thoroughly clean, dry, and free of all contaminants, including but not limited to: dirt, dust, stains, oils, greases, any previously applied form-release agents, curing compounds, residual powder/stamp release agents, improperly neutralized acid stain residue, sealers, paints, coatings, penetrating products, etc... Cleaning of the concrete surface should be done with a minimum 2500 psi power washer. Concrete surface should be allowed to dry for 24 hours before application of sealer.

CONDITIONS

Weather conditions, the temperature of the concrete surface, and surrounding environment conditions, also play critical roles in a successful sealer application.

To prevent the film-forming sealer from drying too quickly (flash set), drying in an uneven pattern, bubbling, blistering, etc., sealers should not be applied in direct sunlight. For optimum performance, application should be done in the morning or late in the day when temperatures are between 50° -85°.

Sealers should not be applied when there is excessive water present on the concrete [from recent (or expected) rainfall, bleed water in the concrete, recent landscape watering, etc.]. Concrete surfaces should be allowed to dry for 24 hours before application of sealer.

APPLICATION TIPS, TOOLS, AND TECHNIQUES

Concrete sealers can be applied using solvent resistant 3/8" short nap rollers. A small test application in an inconspicuous area is recommended prior to full-scale application to make sure the sealer gives the desired appearance, adhesion, and performance. The sealer may darken the concrete or magnify imperfections caused by variations in the porosity of the concrete. Over time, the color will become more uniform.

Successful sealer applications are applied in very thin coats. Over-application almost always results in sealer failure. **Two thin coats, applied in a cross-hatch pattern, are ALWAYS better** than one heavy application. Each coat should be applied at 600 sq. ft. / gal. **DO NOT OVER APPLY.**

Roller applications need to be performed slowly to avoid producing air bubbles in the film. Always maintain a wet-edge with a roller application to prevent lap lines; also take care to avoid "over-rolling" the sealer film.

DRYING TIME

Drying times may be extended depending on the application rate, temperature, and humidity. Restrict foot traffic and vehicular traffic for at least 24 hours.

CLEANUP

Application tools should be cleaned promptly after use with xylene, toluene, or SEALTIGHT CLEANER from W. R. MEADOWS.

MAINTENANCE AND CARE

While sealers definitely improve the chemical and stain resistance of concrete, they don't typically offer 100% resistance. It's important to wipe up spills as quickly as possible to prevent possible staining.

Avoid getting common garden fertilizers on your sealed concrete.

Fertilizers containing urea, ammonium nitrate, ammonium sulphate, etc., can discolor and stain the sealed surface.

Don't use de-icing salts/de-icing chemicals the first winter following the sealer application.

Sealers don't automatically need to be re-applied every year. Time for re-application depends on traffic exposure, the elements, etc. Re-application of the sealer is only necessary once the original sealer film has noticeable worn-off the concrete.

Before beginning any sealer application, it is critical to review and follow ALL of the manufacturer's product-specific information, instructions, and safety information/precautions included on the product data sheet, Safety Data Sheet, and packaging.